

Playback Controls

TheRecord Player - Compact View

This can be docked to the FTR Log Notes window.



| Time | Speaker | Note |
|------------|---------|--------------------------------|
| 8:36:50 AM | Court | Yes Ms Tan |
| 8:37:00 AM | Tan | Thank you... |
| 8:37:14 AM | Court | Mr Grey |
| 8:37:32 AM | Grey | Yes ... |
| 8:37:55 AM | Court | Ms Tan are we ready? |
| 8:38:12 AM | Tan | Begs submissions: Thank you... |

Time

12:41:50
12:42:02
12:42:17
12:42:30
12:42:43
12:42:54

Timestamps

Click a timestamp to open the recording in TheRecord Player and set the current play time.

Format...

Cut
Copy
Paste

Delete Log Note

Link

Set Range Start
Set Range End

Synchronize Note

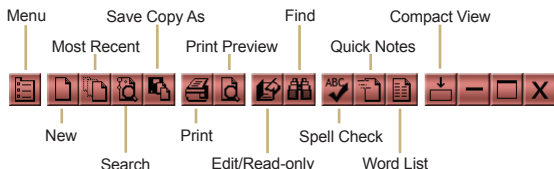
What's This?

Shortcut Menu

Right-click a log note and use the shortcut menu to control the range in TheRecord Player.

Log Sheet Controls

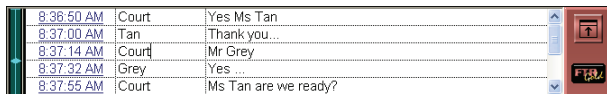
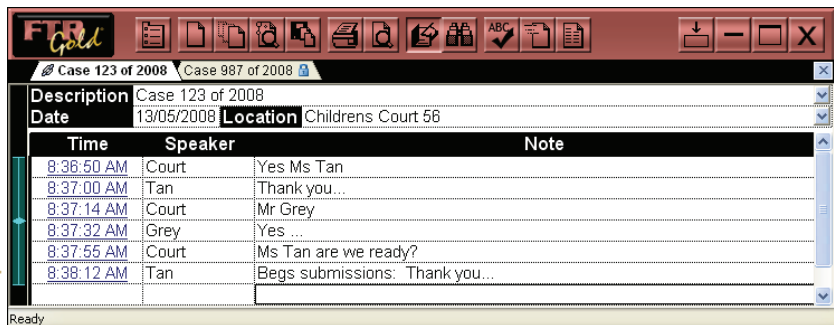
Tool Bar



Click to access the complete description.

| | |
|--------------------|---|
| Description | Case 234 of 2008 Smith vs Brown Before: Judge Black Pros: Ms Green Def: Mr Olive |
| Date | |

FTR Log Notes Normal View



FTR Log Notes Compact View

First line of the Description field. If empty then show the location name.



Associated with the player

Read-only

Range Bar

Range Start Marker: This marker represents the Audio Range start time as defined in TheRecord Player™.

Current Log Note Marker indicates the last log note relevant to the current play time of the associated content. As the content continues to play the marker moves to show the corresponding log note.

Range End Marker. This marker represents the Audio Range end time as defined in TheRecord Player.

You can choose a location from the list .



The location name in <> indicates an association with the recording currently open in the player. If the log sheet is based on this recording then choose this name.